


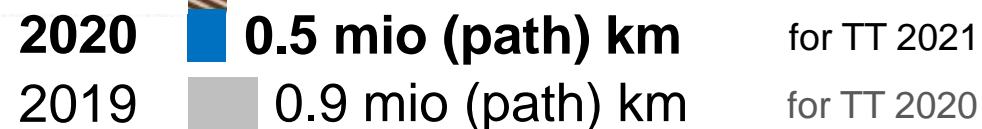
Commonly applicable RFC KPIs
RFC Amber
June 2020

CAPACITY MANAGEMENT

Volume of offered capacity – PaPs (at X-11)





Volume of requested capacity – PaPs (at X-8)




CAPACITY MANAGEMENT

Volume of requests – PaPs (at X-8)
(number of PCS dossiers)



2020		5	for TT 2021
2019		11	for TT 2020

Number of conflicts – PaPs (at X-8)
(number of conflicting PCS dossiers)



2020	0	for TT 2021
2019	0	for TT 2020

CAPACITY MANAGEMENT

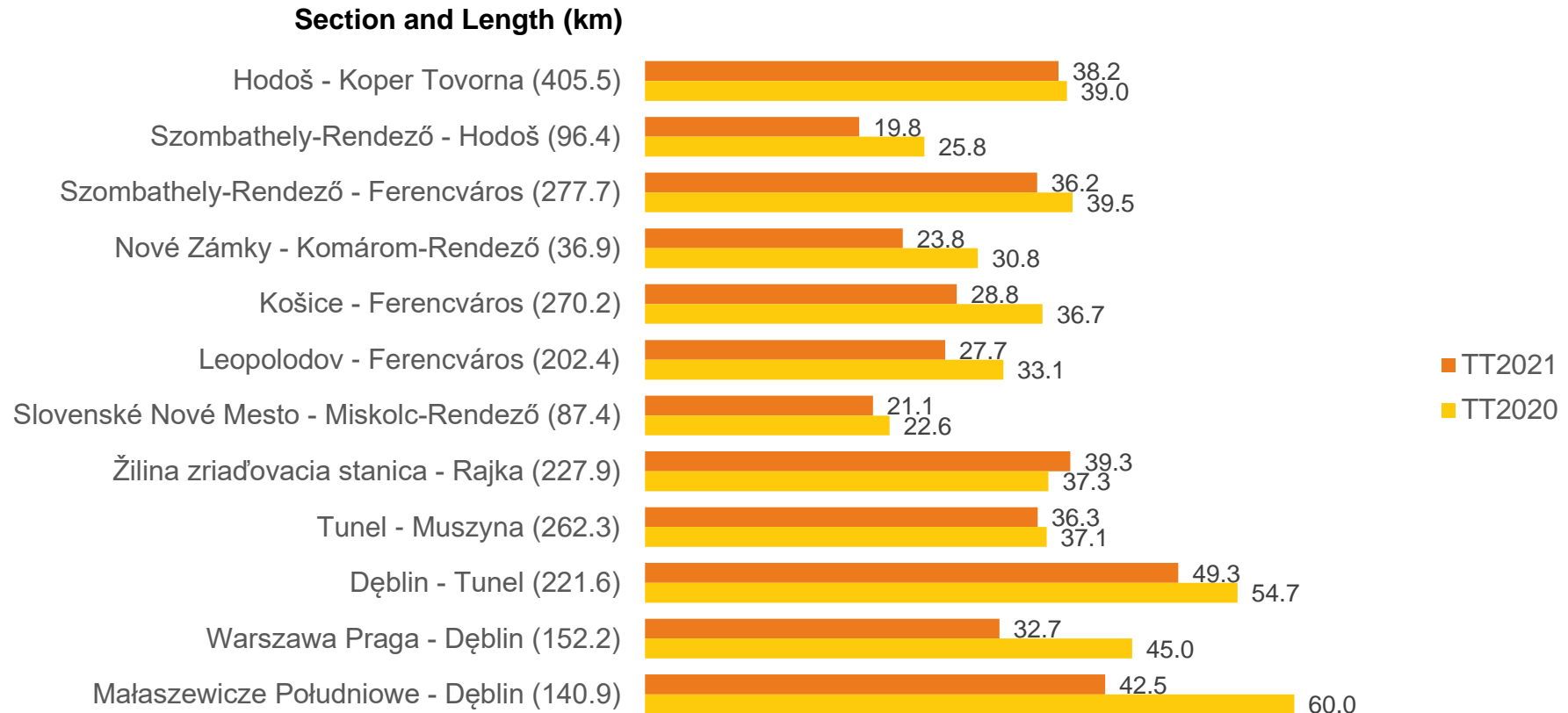
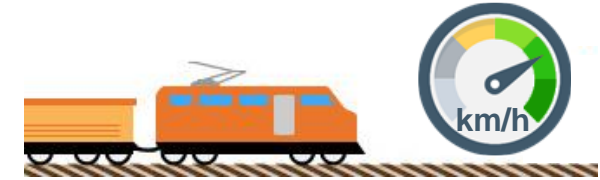
Volume of pre-booked capacity – PaPs (at X-7.5)



2020	0.2 mio (path) km	for TT 2021
2019	0.9 mio (path) km	for TT 2020

CAPACITY MANAGEMENT

Average planned speed of PaPs (calculation per O/D pairs, km/h)



**This KPI should be perceived as qualitative as journey times might include commercial and operational stops.*

CAPACITY MANAGEMENT

Volume of offered capacity – Reserve Capacity (at X-2)



TT 2020  4.0 mio (path) km

MARKET DEVELOPMENT

Ratio of capacity allocated by the C-OSS and the total allocated capacity*

Location Code	Between member states		Between operational points		Ratio of capacity allocated by C-OSS
EU00158	Poland	Slovakia	Zwardoń	Skalité	0.0%
EU00159	Poland	Slovakia	Muszyna	Plaveč	27.0%
EU00164	Slovakia	Hungary	Slovenské Nové Mesto	Sátoraljaújhely	0.0%
EU00165	Slovakia	Hungary	Čaňa	Hidasnémeti	0.0%
EU00170	Slovakia	Hungary	Štúrovo	Szob	49.2%
EU00171	Slovakia	Hungary	Komárno	Komárom	9.0%
EU00172	Slovakia	Hungary	Rusovce	Rajka	0.0%
EU00185	Slovenia	Hungary	Hodoš	Őriszentpéter	49.0%

*In case of border points with more than one C-OSS responsible (in case of common offer or in case of overlapping sections), the KPI figure presents the combined number of all C-OSSs concerned. The figures are applicable for 2019.

Disclaimer

- » Please refer to the annual report of the RFC for comprehensive information concerning the figures and their analysis. In addition, you can find the description of each commonly applicable KPI in the RNE ['Guidelines for Key Performance Indicators of Rail Freight Corridors'](#).
- » As the RFC has been in operation since 2019, further KPI figures will be available later.