

**Commonly applicable RFC KPIs**  
**RFC Alpine-Western Balkan**  
**June 2020**




# CAPACITY MANAGEMENT

## Volume of offered capacity – PaPs (at X-11)



## Volume of requested capacity – PaPs (at X-8)



# CAPACITY MANAGEMENT

**Volume of requests – PaPs (at X-8)**  
(number of PCS dossiers)



**2020** | **1** for TT 2021

**Number of conflicts – PaPs (at X-8)**  
(number of conflicting PCS dossiers)



**2020** | **0** for TT 2021

# CAPACITY MANAGEMENT

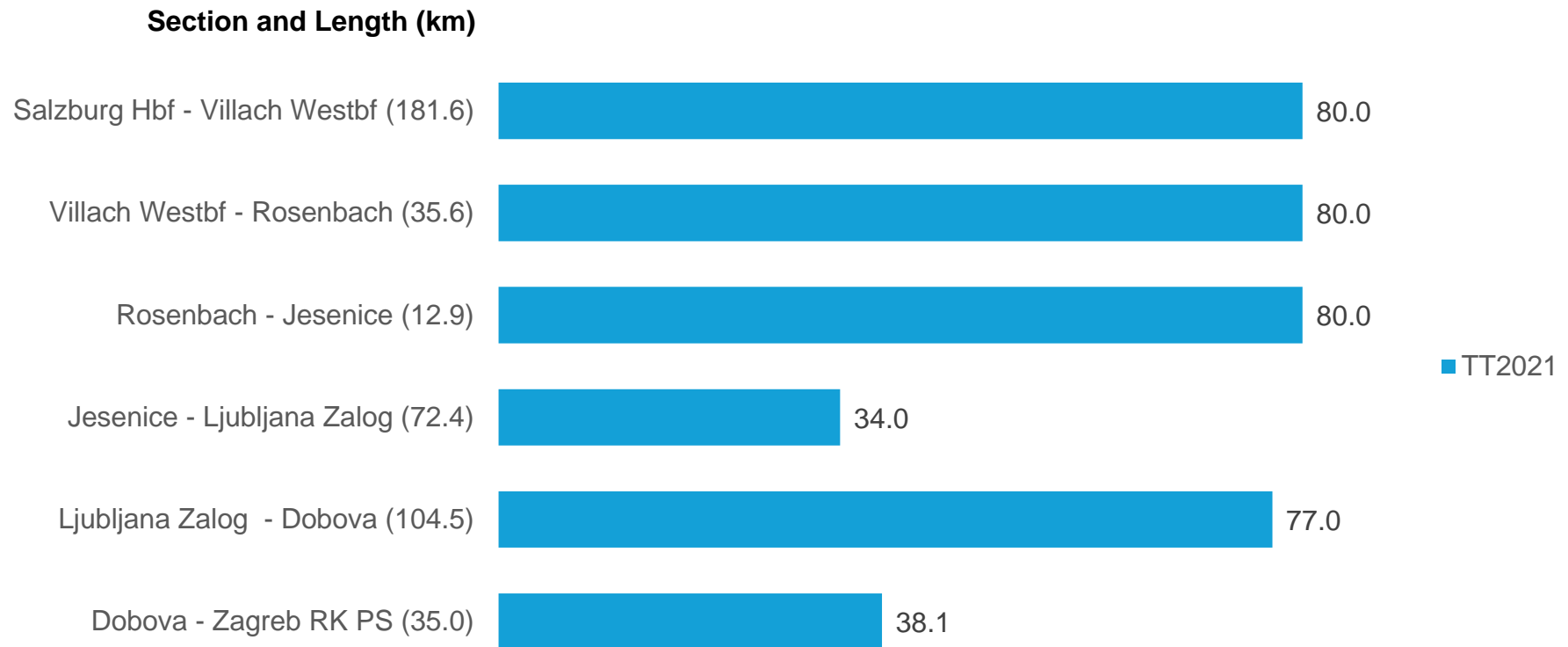
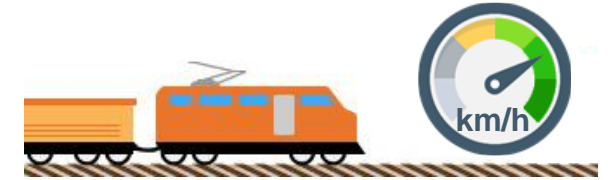
## Volume of pre-booked capacity – PaPs (at X-7.5)



**2020** | **0.1 mio (path) km** for TT 2021

# CAPACITY MANAGEMENT

## Average planned speed of PaPs (calculation per O/D pairs, km/h)



*\*This KPI should be perceived as qualitative as journey times might include commercial and operational stops.*

# Disclaimer

- » Please refer to the annual report of the RFC for comprehensive information concerning the figures and their analysis. In addition, you can find the description of each commonly applicable KPI in the RNE ['Guidelines for Key Performance Indicators of Rail Freight Corridors'](#).
- » As the RFC has been operation since 2020, further KPI figures will be available later.