



CIS

User Handbook

July 2024

RailNetEurope
Jakov-Lind-Straße 5
AT-1020 Vienna

Phone: +43 1 907 62 72 00

Fax: +43 1 907 62 72 90

mailbox@rne.eu

www.rne.eu

Using this guide Query Users and Data Manager Users can learn how to use Query Price Information interface of the CIS application.

1. LOGIN.....	3
2. QUERY CHARGING INFORMATION	3
2.1. INITIAL PARAMETERS	ERROR! BOOKMARK NOT DEFINED.
2.2. TRAIN PATH	ERROR! BOOKMARK NOT DEFINED.
2.2.1. CIS Classic Method.....	6
2.2.2. Corridor Based Calculation.....	6
2.3. TRAIN PARAMETERS	7
2.4. VIEW RESULTS – TRAIN PATH AND DETAIL	9
2.4.1. Terms and Conditions	<i>Error! Bookmark not defined.</i>
2.4.2. Export.....	<i>Error! Bookmark not defined.</i>
2.5. CIS SUPPORT.....	14

1. Login

Charging Information System (CIS) is a web application providing charge estimates for use of European rail network, shunting and station services. The application is free of charge and login does not require user registration. However, we ask the users to select the type of their organization and country to have usage statistics.

Welcome to CIS

The Charging Information System (CIS) is an infrastructure charging information system for Applicants. It is provided by Infrastructure Managers (IMs) and Allocation Bodies (ABs) and operated by RailNetEurope. The web-based application provides fast information on charges related to the use of European rail infrastructure and estimates the price for the use of international train paths within minutes. It is an umbrella application for the various national rail infrastructure charging systems. At the moment, the CIS covers the network of more than 20 European Infrastructure Managers and is being enhanced continuously.

Please select your Type of Organisation and Country to continue

Organisation *

Railway Undertaking

Shipper / Freight Forwarder /
Combined Transport Operator

EU institution or other
international organisation

University or other
educational institution

Infrastructure Manager /
Allocation Body

Other

Country *

Please select... ▾

Start Calculation

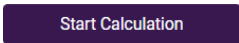
! FEEDBACK

We need your help to further improve CIS!
Please send your ideas, feedback, and suggestions for improvements to support.cis@rne.eu

📖 CIS USER'S MANUAL

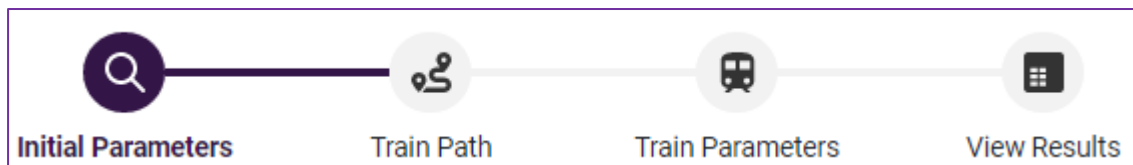
If you need additional help, please refer to the CIS User's Manual that can be downloaded from the [download page](#)

To start calculation query click



2. Query Charging Information

The query is divided into 4 steps. In each step a user has to provide information required for calculation.



2.1. Initial Parameters

In the first step – **Initial Parameters** a user is asked to specify:

- Type of train:
 - Freight
 - Passenger
- Timetable year:
 - Current
 - Upcoming

Query Price Information

Initial Parameters Train Path Train Parameters View Results

Step 1: Specify Initial Parameters

Freight Passenger

Select a Timetable Year

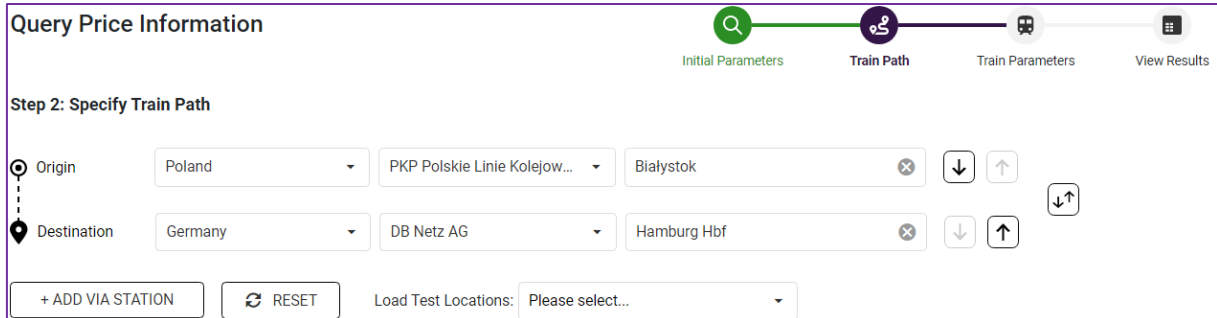
2020 2019

To proceed to the next step click

NEXT >

2.2. Train Path

In the next step – **Train Path** origin and destination stations of the journey must be specified by indicating country, infrastructure manager and station.



If the journey is lengthy or the user requires certain route, via stations through which the route will go, must be added by clicking

Intermediary station will be added between origin and destination. On the right-hand side there are arrows which allows user to move stations up and down if rerouting is required.

If a user wants to clear all stations that were chosen and start from the beginning it is possible to do so by clicking reset button.

Once the train path stations are specified click next to move to the next step.

2.3. Train Parameters

In the **Train Parameter** step a user has to specify train parameters. Please note that parameters which are marked with red Asterix are mandatory. Mandatory parameters differ from infrastructure manager (IM) to IM depending on their charging formulas.

Query Price Information

Initial Parameters Train Path **Train Parameters** View Results

Step 3: Specify Parameters for DB Netz AG

Train Type *

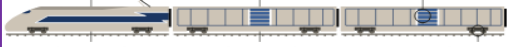
Traction Type

Path Type

Supplement No

Necessary for Formula Parameters:
 flexibility, Wagon and Load Weight (total, t),
 Train Type, priority

Common Parameters

Number of Locomotives	Number of Wagons	Load Weight (total)
<input type="text" value="1"/>	<input type="text" value="0"/>	<input type="text" value="0.0"/>
		
<input type="text" value="80.0"/>	<input type="text" value="0.0"/>	<input type="text" value="0.0"/>
Weight of all Locomotives (t)	Weight of all Wagons (t)	Axle Load (t)
<input type="text" value="20.0"/>		<input type="text" value="0.0"/>
Length of all Locomotives (m)		Length of all Wagons (m)

Special Parameters

Request Average Speed (km/h)

Number of all Diesel Locomotives

Number of all Electric Locomotives

Number of all Steam Locomotives

Wagon and Load Weight (total, t) *

Custom Parameters

flexibility *

priority *

A user has to specify train parameters for each IM whose network will be used. The values of the parameters which the user has already specified for the previous IM will be automatically copied to the next IM(s) in order to save manual effort. If the values should not be the same, the user may also edit them for the next IM(s).

Types of train have been extended in the new CIS.

These are:

- Conventional Train
- Combined Train
- Feeder Train
- Local Freight Train
- Mail Train
- Military Train
- Service Train
- Staff Train
- Empty Run

Traction types:

- Diesel
- Electric
- Steam

Path types:

- Standard Path
- Express Path
- Feeder Path
- Freight Freeway
- Disposition Path
- Standard Path

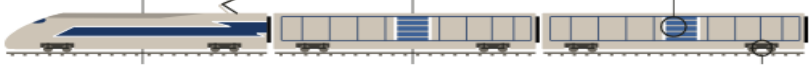
If a user wants to add supplement, he/ she has to enable supplement option by clicking



From drop down menu a user can select more than one supplement.

Train Parameter step also contains Common Parameters, Special Parameters and Custom Parameters sections, where a user can provide additional parameters. Parameters marked with red asterisk mean that they are used by the IM and are mandatory provide.

Common Parameters

Number of Locomotives <input style="width: 80%;" type="text" value="1"/>	Number of Wagons <input style="width: 80%;" type="text" value="0"/>	Load Weight (total) * <input style="width: 80%;" type="text" value="0.0"/>
		
<input style="width: 80%;" type="text" value="80.0"/> Weight of all Locomotives (t) *	<input style="width: 80%;" type="text" value="0.0"/> Weight of all Wagons (t) *	<input style="width: 80%;" type="text" value="0.0"/> Axle Load (t)
<input style="width: 80%;" type="text" value="20.0"/> Length of all Locomotives (m)	<input style="width: 80%;" type="text" value="0.0"/> Length of all Wagons (m)	

Special Parameters

Request Average Speed (km/h)	<input type="text" value="0.0"/>
Number of all Diesel Locomotives	<input type="text" value="0"/>
Number of all Electric Locomotives	<input type="text" value="0"/>
Number of all Steam Locomotives	<input type="text" value="0"/>
Wagon and Load Weight (total, t)	<input type="text" value="0.0"/>

Custom Parameters

flexibility *

priority *

2.4. View Results – Train Path and Details

When the first three steps are completed the last step – View Results displays calculation results. Calculation results are displayed in table expanded view. The table includes the short list of the results per IM from origin to destination.

Query Price Information

Initial Parameters — Train Path — Train Parameters — View Results

Step 4: View Results

Code / Cat / IM	Year	From - To	Km	Time Period	Price	Surcharge	Shunting fees	Station fees	Exclude
Compania Natională de Căi Ferate Române	2020	Romania - Braşov Romania - Azuga	33.70		115,858 EUR	0.00 EUR	0.00 EUR	0.00 EUR	
		Romania - Braşov Romania - Dârste	6.20	n.a.	23,371		<input type="text" value="+"/>	<input type="text" value="+"/>	<input type="checkbox"/>
		Romania - Dârste Romania - Timişu de Jos h.	5.00	n.a.	16,232		<input type="text" value="+"/>	<input type="text" value="+"/>	<input type="checkbox"/>
		Romania - Timişu de Jos h. Romania - Timişu de Sus Hm.	5.20	n.a.	16,881		<input type="text" value="+"/>	<input type="text" value="+"/>	<input type="checkbox"/>
		Romania - Timişu de Sus Hm. Romania - Tunel Mare h.	5.50	n.a.	17,855		<input type="text" value="+"/>	<input type="text" value="+"/>	<input type="checkbox"/>
		Romania - Tunel Mare h. Romania - Predeal	4.40	n.a.	14,284		<input type="text" value="+"/>	<input type="text" value="+"/>	<input type="checkbox"/>
		Romania - Predeal Romania - Azuga	7.40	n.a.	27,235		<input type="text" value="+"/>	<input type="text" value="+"/>	<input type="checkbox"/>
Total			33.70		115.86 EUR	0.00 EUR	0.00 EUR	0.00 EUR	

By clicking a triangle next to IM name, a user can fold up the result view.

Code / Cat / IM	Year	From - To	Km	Time Period	Price	Surcharge	Shunting fees	Station fees	Exclude
▶	2020	Romania - Braşov Romania - Azuga	33.70		115.858 EUR	0.00 EUR	0.00 EUR	0.00 EUR	
			33.70		115.86 EUR	0.00 EUR	0.00 EUR	0.00 EUR	
Total								115.86 EUR	

The result table contains columns **Shunting fees** and **Station fees**. If a user needs to estimate these additional charges, click a '+' button next to the station and a new window comes up requiring additional information.

For **Shunting fees** a user will need to provide information in the following window:

Calculate Shunting Fee
✕

Shunting Location: Dârste

Stop duration (in minutes)

Shunting Duration (in minutes)

Number of shunted wagons

Number of incoming shunted wagons

Number of outgoing shunted wagons

Number of incoming serviced wagons

Number of outgoing serviced wagons

Number of parked wagons

Do you intent to use electrified shunting No

Use this stop for shunting No

CANCEL
APPLY

For **Station fees** a user will need to provide duration of stopping at the station in the following window:

Calculate Station Fee
✕

Location: Dârste

Stop duration (in minutes)

CANCEL
APPLY

These calculations will be added to the final estimate amount.

Code / Cat / IM	Year	From - To	Km	Time Period	Price	Surcharge	Shunting fees	Station fees	Exclude
Compania Natională de Căi Ferate Române	2020	Romania - Braşov Romania - Azuga	33.70		115.858 EUR	0.00 EUR	2.488 EUR	0.00 EUR	
		Romania - Braşov Romania - Dârste	6.20	n.a.	23.371		2.488		<input type="checkbox"/>
		Romania - Dârste Romania - Timişu de Jos h.	5.00	n.a.	16.232			0.00	<input type="checkbox"/>
		Romania - Timişu de Jos h. Romania - Timişu de Sus Hm.	5.20	n.a.	16.881				<input type="checkbox"/>
		Romania - Timişu de Sus Hm. Romania - Tunel Mare h.	5.50	n.a.	17.855				<input type="checkbox"/>
		Romania - Tunel Mare h. Romania - Predeal	4.40	n.a.	14.284				<input type="checkbox"/>
		Romania - Predeal Romania - Azuga	7.40	n.a.	27.235				<input type="checkbox"/>
Total			33.70		115.86 EUR	0.00 EUR	2.49 EUR	0.00 EUR	118.34 EUR

If a station or a shunting fee is not applicable to an IM, the system will give a hint to the user about it with the text `not applicable`.

The price estimates are always calculated in EUR. If the country of an IM does not use EUR, the price will be converted by the system by using the exchange rate provided by the IM.

To exclude certain location from calculation a user has to check box in **Exclude** column and click **Recalculate after Exclusion**.

Code / Cat / IM	Year	From - To	Km	Time Period	Price	Surcharge	Shunting fees	Station fees	Exclude
Compania Natională de Căi Ferate Române	2020	Romania - Braşov Romania - Azuga	33.70		115.858 EUR	0.00 EUR	0.00 EUR	0.00 EUR	
		Romania - Braşov Romania - Dârste	6.20	n.a.	23.371				<input type="checkbox"/>
		Romania - Dârste Romania - Timişu de Jos h.	5.00	n.a.	16.232				<input type="checkbox"/>
		Romania - Timişu de Jos h. Romania - Timişu de Sus Hm.	5.20	n.a.	16.881				<input type="checkbox"/>
		Romania - Timişu de Sus Hm. Romania - Tunel Mare h.	5.50	n.a.	17.855				<input checked="" type="checkbox"/>
		Romania - Tunel Mare h. Romania - Predeal	4.40	n.a.	14.284				<input type="checkbox"/>
		Romania - Predeal Romania - Azuga	7.40	n.a.	27.235				<input type="checkbox"/>
Total			33.70		115.86 EUR	0.00 EUR	0.00 EUR	0.00 EUR	115.86 EUR

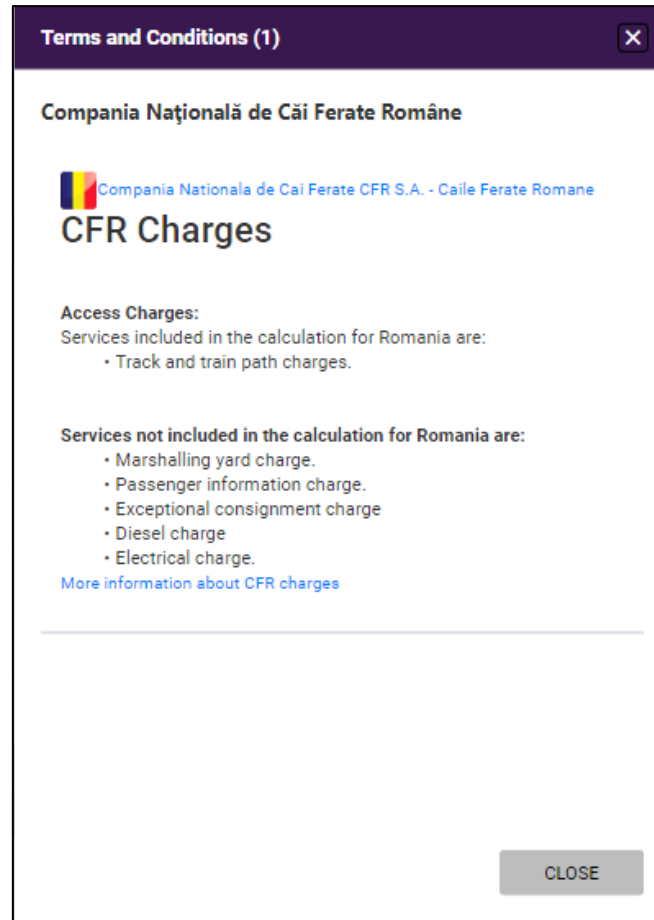
< BACK
TERMS AND CONDITIONS
Start New Calculation
Recalculate after Exclusion

2.4.1. Terms and conditions

Every IM has provided terms and conditions for use of their network. Such terms and conditions can include additional information regarding the calculation (e.g. if price for traction current is included) or further information about the charging scheme of the IM. A user can familiarize with terms and conditions by clicking

TERMS AND CONDITIONS

Terms and conditions are displayed in a new pop-up window.




2.4.2. Export

There are 2 formats to export calculated estimate in CIS: PDF and excel. Above the result table on the right there are export icons. By clicking relevant icon the export will be downloaded to a user's computer.



Example of export in PDF:

Charging Information System 

17.06.2020

IM name:	Compania Nacional de C i Ferate Române
Train Category	Freight
Train Type	Conventional Train
Traction Type	Diesel
Path Type	Standard Path
Number of Locomotives	1
Number of Wagons	0
Load Weight (total)	2000
Weight of all Locomotives (t)	80
Weight of all Wagons (t)	1000
Axle Load (t)	0
Length of all Locomotives (m)	20
Length of all Wagons (m)	0
Request Average Speed (km/h)	0
Wagon and Load Weight (total, t)	0
Number of all Diesel Locomotives	0
Number of all Electric Locomotives	0
Number of all Steam Locomotives	0
Train Supplements	- no supplement -

Trainpath:

IM	From - To	Km	Line Price	Surcharge	Shunting Fees	Station Fees
Compania Nacional de C i Ferate Române	Romania - Bra_ov - Roman	33.70	115.857 EUR	0.00 EUR	0.00 EUR	0.00 EUR
Total Line Price			115.857 EUR			
Total Surcharge				0.00 EUR		
Total Shunting Fees					0.00 EUR	
Total Station Fees						0.00 EUR
Total						115.857 EUR

Details:

Line Code & Cat.	From - To	Km	Time Period	Line Price	Shunting Fees	Station Fees
	Romania - Bra_ov - Roman	6.2	n.a.	23.371 EUR		
	Romania - Dârste - Roman Jos h.	5	n.a.	16.232 EUR	0.00 EUR	
	Romania - Timi_u de Jos h Timi_u de Sus Hm.	5.2	n.a.	16.881 EUR	0.00 EUR	0.00 EUR
	Romania - Timi_u de Sus H Tunel Mare h.	5.5	n.a.	17.855 EUR	0.00 EUR	0.00 EUR
	Romania - Tunel Mare h. - Romania - Predeal	4.4	n.a.	14.284 EUR	0.00 EUR	0.00 EUR
	Romania - Predeal - Romania - Azuga	7.4	n.a.	27.235 EUR	0.00 EUR	0.00 EUR

Example of export in Excel:

Charging Information System		RNE CIS				
17.06.2020		Charging Information System				
IM name:	Compania Națională de Căi Ferate Române					
Train Category	Freight					
Train Type	Conventional Train					
Traction Type	Diesel					
Path Type	Standard Path					
Number of Locomotives	1					
Number of Wagons	0					
Load Weight (total)	2000					
Weight of all Locomotives (t)	80					
Weight of all Wagons (t)	1000					
Axle Load (t)	0					
Length of all Locomotives (m)	20					
Length of all Wagons (m)	0					
Request Average Speed (km/h)	0					
Wagon and Load Weight (total, t)	0					
Number of all Diesel Locomotives	0					
Number of all Electric Locomotives	0					
Number of all Steam Locomotives	0					
Train Supplements	- no supplement -					
Trainpath:						
IM	From-To	Km	Line Price	Surcharge	Shunting Fees	Station Fees
Compania Națională de Căi Ferate Române	Romania - Braşov - Romania - Azuga	33.70	115.857 EUR	0.00 EUR	0.00 EUR	0.00 EUR
Total Line Price		33.70	115.857 EUR			
Total Surcharge				0.00 EUR		
Total Shunting Fees					0.00 EUR	
Total Station Fees						0.00 EUR
Total						115.857 EUR
Details						
Line Code & Cat.	From-To	Km	Time Period	Line Price	Shunting Fees	Station Fees
	Romania - Braşov - Romania - Dârste	6.20	n.a.	23.371 EUR	undefined	undefined
	Romania - Dârste - Romania - Timișu de Jos h.	5.00	n.a.	16.232 EUR	0.00 EUR	undefined
	Romania - Timișu de Jos h. - Romania - Timișu de Jos h.	5.20	n.a.	16.881 EUR	0.00 EUR	0.00 EUR
	Romania - Timișu de Jos h. - Romania - Tunel Mare h.	5.50	n.a.	17.855 EUR	0.00 EUR	0.00 EUR
	Romania - Tunel Mare h. - Romania - Predeal	4.40	n.a.	14.284 EUR	0.00 EUR	0.00 EUR
	Romania - Predeal - Romania - Azuga	7.40	n.a.	27.235 EUR	0.00 EUR	0.00 EUR

2.5. CIS Support

Mail: support.cis@rne.eu

For telephone enquiries please call: +43 1 907 6272 25

Service Desk opening hours:

Telephone hotline for CIS users is available **Monday to Thursday 9 AM to 4 PM CET** and **Friday 9 AM to 3 PM** excluding public Austrian holidays

Monday – Thursday: 09:00 – 16:00

Fridays: 09:00 – 15:00