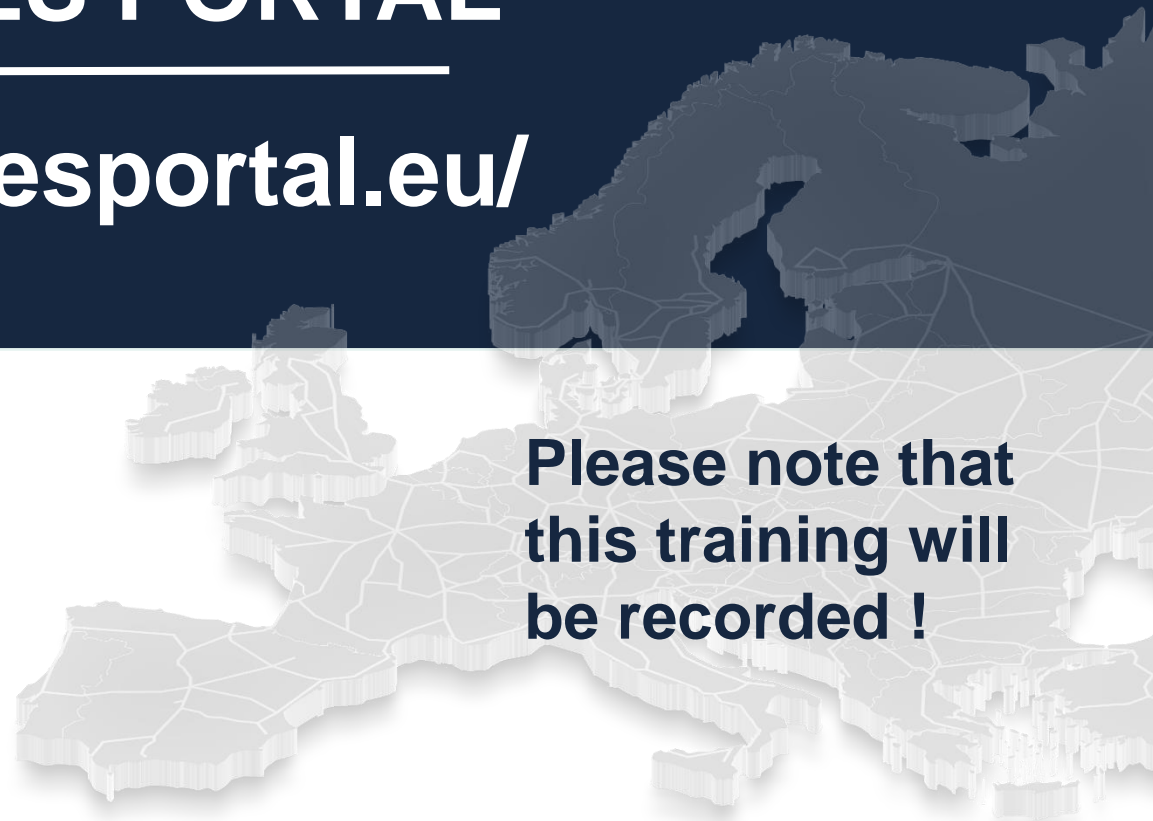





RAIL FACILITIES PORTAL

<https://railfacilitiesportal.eu/>




**Please note that
this training will
be recorded !**

— Rules for a successful training session



Psssst!

Participants without a speech use the mute function to avoid disturbing background noises



Respect timing

The respective speaker keeps to the given speaking time



Ask questions in the chat

Questions are asked in the chat and observed by the moderators



Company specific questions

Questions with a specific, private topic will be answered after the session or later by email



– Agenda – 2nd training session on 20.09.2023

1. Review of the tasks and Q&A
2. How to feed the system with data manually
3. Terminal testimonial: uploading data to the portal
4. The importance of PCs, SLCs and UIC-codes
5. How to use the Excel sheet for data up- and download
6. How to up- and download data via an interface
7. Tasks for the next session



– 1. Review of the tasks and Q&A

- ✓ Content of the last session (RFP introduction, benefits, legal background)
- ✓ Collection of min. required data based on the checklist
- ✓ Completion of user registration
- ✓ Adding an organization



Please raise
your hand
and ask
your question
once it is
your turn .





– 2. How to feed the system with data manually

- Live demo in RFP to create a new facility:

Facilities

EXPORT TO EXCEL + NEW FACILITY

Show facilities with status...
Active Search

Name ↑	Quality index	Filling index	Alerts	Status	Created by	Created	Actions
No data available							

Rows per page: 5

- Live demo in RFP to edit an existing facility:

EXPORT TO EXCEL + NEW FACILITY

Search

Quality index	Filling index	Alerts	Status	Created by	Created	Actions
0.15	0.22		Active	Portal Administration	2019-04-26 08:45	

Rows per page: 5 1-1 of 1

– 3. Terminal testimonial: uploading data to the portal

- Live demo of the BTT Rail Terminal Rzepin in the RFP portal by the terminal manager Erik Nieuwenhuis

BTT RAIL
TERMINAL
RZEPIN



– 4. The importance of PLCs, SLCs and UIC-codes

- **Primary Location code (PLC):** A unique code that identifies a service facility worldwide. See list for NAEs* and NCPs**; e.g., AT01956
- **Subsidiary Location Code (SLC):** Allows to substructure a Primary Location and to define closer what can be done there; can be defined by each service facility, e.g., BTT1012345
- **UIC-Code (RICS):** A unique code to identify a railway-oriented organization. See <https://uic.org/support-activities/it/rics>; e.g., 0006
- PLCs, SLCs and UICs are essential for automated computing of railway data and for the interaction between IT-systems.

*NAE = National Allocation Entity

**NCP = National Contact Point



– 5. How to use the Excel sheet for data up- and download

- Live demo of
 - the Excel sheet with explanations (do not use for upload)
 - the Excel sheet without explanations (use for upload)
- For new facilities, leave the column "id" in the sheet empty. A new identifier, unique to the system will be attributed.
- For existing facilities, first download your data and use the attributed id for the changes of your data, otherwise duplicate facilities can occur.



— 6. How to up- and download data via an interface

- RNE will provide a standard interface for automatized computer-2-computer-data exchange. If you are willing to connect, contact us and we will help you define the data mapping.
- A C2C-data exchange enables you to perform real-time updates e.g., for capacity planning (legally mandatory).
- Integration of RFP with other applications:
 - <https://api.railfacilitiesportal.eu/facilities/taftaptsilocationcode/{plc}/{slc}>
 - **Example: <https://api.railfacilitiesportal.eu/facilities/taftaptsilocationcode/AT01956>**





– 4. Your tasks for the next session on 27.09.2023

- ✓ Download your data where existing
- ✓ Prepare the Excel import sheet with your data
- ✓ Register in the stage environment <https://stage.railfacilitiesportal.eu>
(same process as in production environment)

To fulfill this task, you will receive an email with supporting documents after the session.



— Closure of the training

Knowledge sharing

- Share the training invitation with others - it is still time to join the journey !
- You will receive the presentation via email.
- Today's session can be rewatched on the event website.

RFP Support

- User manuals & other helping documents are available on the portal website in several languages.
- In case of questions, you can contact us via email or phone.

Outlook

on the next session
on 27.09.2023

- Uploading your data to the portal and solving common mistakes
- Maintaining your data in RFP
- Discovering additional functionalities



**Thank you for your
participation
and
See you on 27.09.2023 at 15:00 !**